





SKYWATCH® Xplorer



COMPLETE LINE OF HAND HELD WIND METERS - WINDSPEED, TEMPERATURE, COMPASS, ALTIMETER



SKYWATCH® Xplorer



1

- Instant Windspeed
- Maximum Windspeed



2

- Instant Windspeed
- Maximum Windspeed
- Temperature
- Wind Chill



3

- Instant Windspeed
- Maximum Windspeed
- Temperature
- Wind Chill
- Digital Compass



4

- Instant Windspeed
- Maximum Windspeed
- Temperature
- Wind Chill
- Digital Compass
- Barometric Air Pressure (Relative and Absolute)
- Altitude
- 48-hour History of Air Pressure and Altitude (each hour)

COMMON FEATURES:

- Balanced Impeller (replaceable)
- EL Backlight
- Waterproof
- Replaceable Lithium Battery (included)
- Lanyard
- Stainless Steel Back
- Full One Year Warranty

DIMENSIONS:

1.5x3.5x0.75 in, 2.0 oz
41x93x17 mm, 50 g

UNITS:

Windspeed: km/h, mph, fps, m/s, knots
Temperature: °F, °C
Air Pressure: hPa, inHg (Absolute & Relative)
Altitude: feet, meters
(above 9,999 feet in meters only)



SPECIFICATIONS:

Measurement	Range	Accuracy
WINDSPEED:	0.7 to over 94 mph 1.1 to over 150 km/h	± 3% (2.0 to 94 mph) ± 3% (3.1 to 150 km/h)
TEMPERATURE:	-58°F to 212°F -50°C to 100°C	± 0.5°F ± 0.3°C
COMPASS:	0 to 359° off North	±4° when calibrated
BAROMETER:	8.86 to 32.50 inHg 300 to 1100 hPa	± 0.03 inHg ± 1 hPa
ALTITUDE:	-2,300 to 29,500 ft -700 to 9,000 m	± 3 ft (with calibration) ± 1 m

